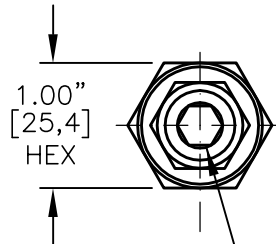
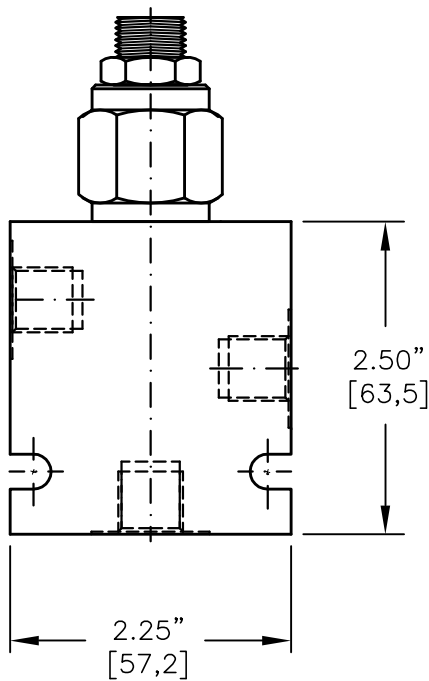
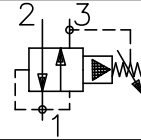
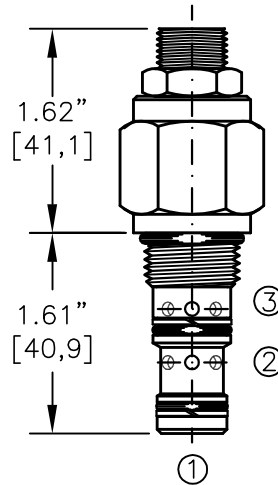




PRESSURE REDUCING/RELIEVING VALVE PILOT OPERATED, SLIDING SPOOL



.315" [8.0] HEX.
TORQUE to 35/40 Ft-Lb.
[47/54 N-m].

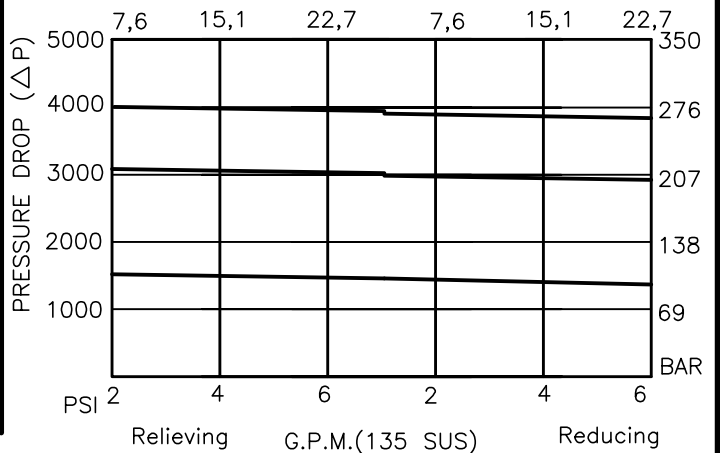


FOR ALUMINUM OR STEEL VALVE HOUSING CONFIGURATIONS SEE PAGE 0-031.1

PRRS-08-X-X-X-XX

- BASIC
- SIZE
08 = 3/4"-16 UNF
- SEALS
N = BUNA "N"
V = VITON
- ADJUSTMENT
S = ADJUSTING SCREW
C = CAPPED
T = TAMPERPROOF
K = HANDKNOB
M = METAL HANDKNOB
- PRESSURE RANGE
15 = 50 TO 1500 PSI
30 = 50 TO 3000 PSI
50 = 50 TO 5000 PSI
- PORTS
0 = CARTRIDGE ONLY
02BX = G 1/4" BSPP
06TX = SAE - #6
"A" - ALUM. HOUSING
"S" - STEEL HOUSING

L/M (28,5 cSt)



FOR ADJUSTMENT CONTROL
OPTIONS SEE PAGE 0-050.0



PRESSURE REDUCING/RELIEVING VALVE PILOT OPERATED, SLIDING SPOOL

DESCRIPTION

This unit is a PILOT OPERATED, SLIDING SPOOL, SCREW IN CARTRIDGE STYLE, HYDRAULIC PRESSURE REDUCING/RELIEVING VALVE, designated to act as a pressure-regulating device for secondary circuit.

OPERATIONS

This valve will allow flow from port 2 to port 1 until pressure in port 1 exceeds the force of the spring bias then the spool will shift and block flow from port 2 to port 1 and maintain the same pressure as the force of the spring setting regardless of the pressure at port 2. In this mode, the valve will also relieve from port 1 to port 3, regulating pressure at port 1.

FEATURES AND BENEFITS

Leakproof screw adjustment.

Pressure in tank port (3) will add to the bias spring setting, and is limited to 2000 PSI.

Adjusting screw can not be backed out of the valve.

Overset protection—pilot spring can not go solid.

Hardened precision fitted spool & cage provides reliable, long life.

A unique self aligning (floating) cage provides very low hysteresis and reliable operation.

All external carbon steel parts are plated for longer life against the elements. Valve is available with screw, tamperproof, capped and handknob adjustments.

All cartridge valves are 100% functionally tested.

Industry common cavity.

SPECIFICATIONS

OPERATING PRESSURE: 5,000 PSI [350 Bar]

PROOF PRESSURE: 10,000 PSI [700 Bar]

FLOW: 6.0 GPM [23 L/M] nominal. See performance chart.

INTERNAL LEAKAGE: 5 cu.in./min [.82 cc/m] @ 85% of crack pressure.

DEFINITION OF CRACK: evident at 0.06 GPM [0.25 LPM]

VALVE HOUSINGS: 2500 PSI [175 Bar] = Aluminum - Anodized.

5000 PSI [350 Bar] = Steel - Unplated.

OPERATING TEMPERATURE: -40° to +250° F. [-40° to +120° C.]

OPERATING MEDIA: All general purpose hydraulic fluids such as

MIL-H-5606, SAE-#10, SAE-#20, etc.

INSTALLATION: No restriction.

FILTRATION: 25 microns or better.

SEAL KIT NUMBER: SKN-0831 for buna "N".

SKV-0831 for viton.

WEIGHT: 0.30 lb [.14 kg] cartridge only.

VALVE CAVITY: #C0830, See Page 0-031.0.